

INCASSI DA INTERNO ED ESTERNO

INDOOR AND
OUTDOOR RECESSED LIGHTS

- **HOLLY** 60
- **HALISSA** 60
- **MEMO** 61
- **DEHO 2** 62
- **DEHO Q** 62
- **DEHO 3** 63
- **DEHO 4** 63
- **DEHO 316 LQ** 64
- **DEHO 316 LT** 64
- **DARDO 2** 65
- **DARDO Q** 65
- **DARDO 3** 66
- **ACSO 1** 67
- **ACSO 2** 68
- **ACSO 3** 68
- **ACRUX 1 COB** 69

HOLLY

L30R.

Incasso in acciaio tornito AISI 304 con POWER LED.
Indicato come illuminazione d'accento o come segnapasso di servizio a pavimento o parete. Installabile in ambienti interni ed esterni.

- Montaggio con molla o cassaforma.
- Ottica secondaria a scelta.
- Alimentazione: 350mA
- Cavo: cm. 50

COLLEGARE IN SERIE

*Turned steel recessed AISI 304 spot with POWER LED.
It is suitable as accent lighting or as wall or floor service steplight.
It can be installed on indoor or outdoor locations.*

- Spring or outer casing assembly.
- Choice of secondary optic.
- Power supply: 350mA
- Cable: cm. 50

CONNECT IN SERIES



HALISSA

L30Q.

Incasso in acciaio tornito AISI 304 con POWER LED.
Indicato come illuminazione d'accento o come segnapasso di servizio a pavimento o parete.

- Montaggio con molla o cassaforma.
- Ottica secondaria a scelta.
- Alimentazione: 350mA
- Cavo: cm. 50

COLLEGARE IN SERIE

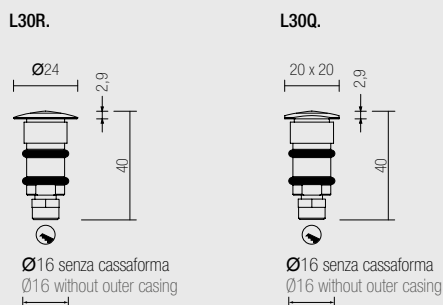
*Turned steel recessed AISI 304 spot with POWER LED.
It is suitable as accent lighting or as wall or floor service steplight.
It can be installed on indoor or outdoor locations.*

- Spring or outer casing assembly.
- Choice of secondary optic.
- Power supply: 350mA
- Cable: cm. 50

CONNECT IN SERIES



DIMENSIONI / DIMENSIONS



ACCESSORI / ACCESSORIES



CODICI BASE / BASE CODES

FASCIO LUCE / LIGHT BEAM

VETRO / GLASS

COLORE LED / LED COLOR

POTENZA / POWER

L30R.
L30Q.

- 25 25°
- 40 40°
- 60 60°

- T Trasparente
Transparent
- S Sabbiato
Sandblasted

- BN 4000°K
- BC 3000°K
- CC 2700°K
- BL Blu / Blue
- VE Verde / Green
- RO Rosso / Red

1x1W - 350mA - 141 lum

Esempio di codifica: Prodotto HOLLY + Fascio luce 25° + Vetro trasparente + Colore led 3000°K = Codice: L30R.25TBC
Example of codification: Product HOLLY + Light beam 25° + Glass transparent + Led color 3000°K = Code: L30R.25TBC

MEMO L30S.

Incasso in acciaio tornito AISI 304 con POWER LED e protezione contro l'abbagliamento.

Indicato come illuminazione d'accento o come segnapasso di servizio a pavimento o parete.

Installabile in ambienti interni ed esterni.

- Montaggio con molla o cassaforma.
- Diffusione radiale.
- Alimentazione: 350mA
- Cavo: cm. 50

COLLEGARE IN SERIE

Turned steel recessed AISI 304 spot with POWER LED and with antiglare protection.

It is suitable as accent lighting or as wall or floor service spotlight.

It can be installed on indoor or outdoor locations.

- *Spring or outercasing assembly.*
- *Radial diffusion.*
- *Power supply: 350mA*
- *Cable: cm. 50*

CONNECT IN SERIES



DIMENSIONI / DIMENSIONS



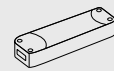
ACCESSORI / ACCESSORIES



Cassaforma **548/20** pag. 297
Outer casing 548/20 page 297



Molla **A18-063**
Spring A18-063



Alimentatori pag. 262
Drivers page 262

CODICI BASE / BASE CODES

FASCIO LUCE / LIGHT BEAM

VETRO / GLASS

COLORE LED / LED COLOR

POTENZA / POWER

L30S.

R1 Radiale 1 apertura
Radial 1 opening

T Trasparente
Transparent
S Sabbiato
Sandblasted

BN 4000°K
BC 3000°K
CC 2700°K
BL Blu / Blue
VE Verde / Green
RO Rosso / Red

1x1W - 350mA - 141 lum

Esempio di codifica: Prodotto MEMO + Fascio luce radiale 1 apertura + Vetro sabbato + Colore led 3000°K = Codice: **L30S.R1SBC**
Example of codification: Product MEMO + Light beam radial 1 opening + Glass sandblasted + Led color 3000°K = Code: **L30S.R1SBC**

DEHO 2

L402.

Incasso in acciaio tornito AISI 304 con POWER LED.
Indicato come illuminazione d'accento o come segnapasso di servizio a pavimento o parete.

Installabile in ambienti interni ed esterni.

- Montaggio con cassaforma.
- Ottica secondaria a scelta.
- Alimentazione: 350/500mA
- Cavo: cm. 50

COLLEGARE IN SERIE

*Turned steel recessed AISI 304 spot with POWER LED.
It is suitable as accent lighting or as wall or floor service steplight.
It can be installed on indoor or outdoor locations.*

- *Outercasing assembly.*
- *Choice of secondary optic.*
- *Power supply: 350/500mA*
- *Cable: cm. 50*

CONNECT IN SERIES



DEHO Q

L405.

Incasso in acciaio tornito AISI 304 con POWER LED.
Indicato come illuminazione d'accento o come segnapasso di servizio a pavimento o parete.

Installabile in ambienti interni ed esterni.

- Montaggio con cassaforma.
- Ottica secondaria a scelta.
- Alimentazione: 350/500mA
- Cavo: cm. 50

COLLEGARE IN SERIE

*Turned steel recessed AISI 304 spot with POWER LED.
It is suitable as accent lighting or as wall or floor service steplight.
It can be installed on indoor or outdoor locations.*

- *Outercasing assembly.*
- *Choice of secondary optic.*
- *Power supply: 350/500mA*
- *Cable: cm. 50*

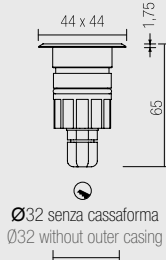
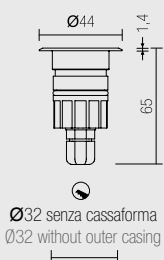
CONNECT IN SERIES



DIMENSIONI / DIMENSIONS

L402.

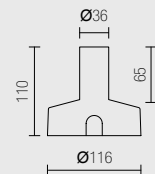
L405.



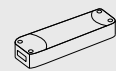
Ø32 senza cassaforma
Ø32 without outer casing

Ø32 senza cassaforma
Ø32 without outer casing

ACCESSORI / ACCESSORIES



Cassaforma **548/40** pag. 296
Outer casing 548/80 page 296



Alimentatori pag. 262-263
Drivers page 262-263

CODICI BASE / BASE CODES

FASCIO LUCE / LIGHT BEAM

VETRO / GLASS

COLORE LED / LED COLOR

POTENZA / POWER

L402.

- 15 15°
- ▲ 25 25°
- ▲ 40 40°
- ▲ 60 60°
- ▲ 80 80°

- T Trasparente / Transparent
- S Sabbiato / Sandblasted
- B Bianco / White

- BN 4000°K
- BC 3000°K
- CC 2700°K
- BL Blu / Blue
- VE Verde / Green
- RO Rosso / Red

- 3 1x1W 350mA - 141lm
- 5 1x2W 500mA - 176 lm

L405.

Esempio di codifica: Prodotto DEHO 2 + Fascio luce 25° + Vetro trasparente + Colore led 3000°K + Potenza 1x1W 350mA = Codice: **L402.25TBC3**
Example of codification: Product DEHO 2 + Light beam 25° + Glass transparent + Led color 3000°K + Power 1X1W 350mA = Code: L402.25TBC3

DEHO 3

L403.

Incasso in acciaio tornito AISI 304 con POWER LED e protezione contro l'abbagliamento. Indicato come illuminazione d'accento o come segnapasso di servizio a pavimento o parete.

- Montaggio con cassaforma.
- Diffusione radiale con policarbonato opale
- Alimentazione: 350/500mA
- Cavo: cm. 50

COLLEGARE IN SERIE

Turned steel recessed AISI 304 spot with POWER LED and with antiglare protection. It is suitable as accent lighting or as wall or floor service spotlight. It can be installed on indoor or outdoor locations.

- *Outercasing assembly.*
- *Radial diffusion with opal polycarbonate*
- *Power supply: 350/500mA*
- *Cable: cm. 50*

CONNECT IN SERIES



DEHO 4

L404.

Incasso in acciaio tornito AISI 304 con POWER LED e protezione contro l'abbagliamento. Indicato come illuminazione d'accento o come segnapasso di servizio a pavimento o parete.

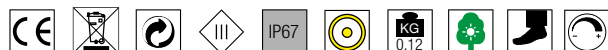
- Montaggio con cassaforma.
- Diffusione radiale con policarbonato opale
- Alimentazione: 350/500mA
- Cavo: cm. 50

COLLEGARE IN SERIE

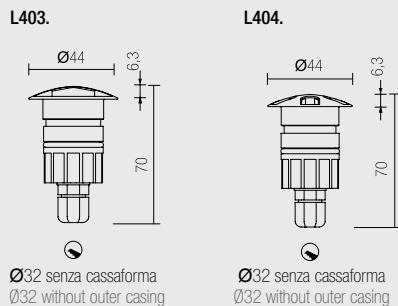
Turned steel recessed AISI 304 spot with POWER LED and with antiglare protection. It is suitable as accent lighting or as wall or floor service spotlight. It can be installed on indoor or outdoor locations.

- *Outercasing assembly.*
- *Radial diffusion with opal polycarbonate*
- *Power supply: 350/500mA*
- *Cable: cm. 50*

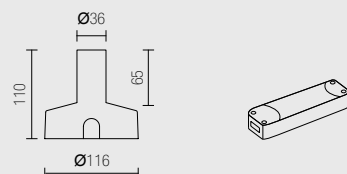
CONNECT IN SERIES



DIMENSIONI / DIMENSIONS



ACCESSORI / ACCESSORIES



Cassaforma **548/40** pag. 296
Outer casing 548/80 page 296

Alimentatori pag. 262-263
Drivers page 262-263

CODICI BASE / BASE CODES

FASCIO LUCE / LIGHT BEAM

COLORE LED / LED COLOR

POTENZA / POWER

L403.
L404.

- ▲ **R1** Radiale 1 apertura L403
Radial 1 opening L403
- ▲ **R5** Radiale 5 aperture L404
Radial 5 openings L404

- **BN** 4000°K
- **BC** 3000°K
- **CC** 2700°K
- **BL** Blu / Blue
- **VE** Verde / Green
- **RO** Rosso / Red

- 3** 1x1W - 350mA - 141lm
- 5** 1x2W - 500mA - 176 lm

Esempio di codifica: Prodotto DEHO 3 + Fascio luce radiale 1 apertura + Colore led 3000°K + Potenza 1x1W 350mA = **Codice: L403.R1TBC3**
Example of codification: Product DEHO 3 + Light beam radial 1 opening + Led color 3000°K + Power 1x1W 350mA = Code: L403.R1TBC3

DEHO 316LQ

L416Q.

Incasso in acciaio 316L tornito con LED WICOP.
Indicato come illuminazione d'accento, decorazione o cortesia.
Ottima resistenza alla corrosione.

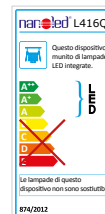
- Installabile in ambienti interni ed esterni.
- Montaggio con cassaforma.
- Diffusione radiale con policarbonato opale
- Alimentazione: 12Vdc
- Cavo: cm. 50

COLLEGARE IN PARALLELO

*Turned 316L steel recessed spot with WICOP LED.
It is suitable as accent lighting, as decoration or as curtesy light.*

- *It can be installed on indoor or outdoor locations.*
- *Outercasing assembly.*
- *Radial diffusion with opal polycarbonate.*
- *Power supply: 12Vdc*
- *Cable: cm. 50*

CONNECT IN PARALLEL



DEHO 316LT

L416.

Incasso in acciaio 316L tornito con LED WICOP.
Indicato come illuminazione d'accento, decorazione o cortesia.
Ottima resistenza alla corrosione.

- Installabile in ambienti interni ed esterni.
- Montaggio con cassaforma.
- Diffusione radiale con policarbonato opale
- Alimentazione: 12Vdc
- Cavo: cm. 50

COLLEGARE IN PARALLELO

*Turned 316L steel recessed spot with WICOP LED.
It is suitable as accent lighting, as decoration or as curtesy light.*

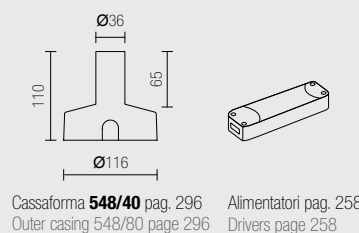
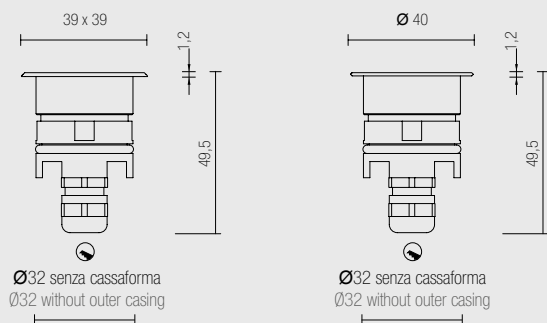
- *It can be installed on indoor or outdoor locations.*
- *Outercasing assembly.*
- *Radial diffusion with opal polycarbonate.*
- *Power supply: 12Vdc*
- *Cable: cm. 50*

CONNECT IN PARALLEL



DIMENSIONI / DIMENSIONS

ACCESSORI / ACCESSORIES



CODICI BASE / BASE CODES

COLORE LED / LED COLOR

POTENZA / POWER

L416Q.
L416.

- **BN** 4000°K
- **BC** 3000°K
- **CC** 2700°K

2W - 12 Vdc - 216 lm

Esempio di codifica: Prodotto DEHO 316LQ + Colore led 4000°K = Codice: **L416Q.BN**
Example of codification: Product DEHO 316LT + Led color 4000°K = Code: **L416Q.BN**

DARDO 2

L502.

Incasso in acciaio tornito AISI 304 con POWER LED.
Indicato come illuminazione primaria a pavimento per giardini e facciate architettoniche.

Installabile in ambienti interni ed esterni.

- Montaggio con cassaforma.
- Ottica secondaria a scelta.
- Alimentazione: 350/500mA
- Cavo: cm. 50

COLLEGARE IN SERIE

*Turned steel recessed spot AISI 304 with POWER LED.
It is suitable as main floor lighting for gardens and architectural facades.*

It can be installed on indoor or outdoor locations.

- Outercasing assembly.
- Choice of secondary optic.
- Power supply: 350/500mA
- Cable: cm. 50

CONNECT IN SERIES



DARDO Q

L504.

Incasso in acciaio tornito AISI 304 con POWER LED.
Indicato come illuminazione primaria a pavimento per giardini e facciate architettoniche.

Installabile in ambienti interni ed esterni.

- Montaggio con cassaforma.
- Ottica secondaria a scelta.
- Alimentazione: 350/500mA
- Cavo: cm. 50

COLLEGARE IN SERIE

*Turned steel recessed spot AISI 304 with POWER LED.
It is suitable as main floor lighting for gardens and architectural facades. It can be installed on indoor or outdoor locations.*

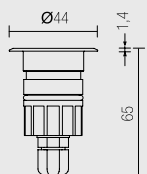
- Outercasing assembly.
- Choice of secondary optic.
- Power supply: 350/500mA
- Cable: cm. 50

CONNECT IN SERIES



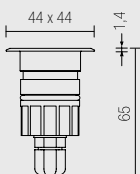
DIMENSIONI / DIMENSIONS

L502.



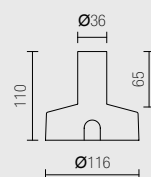
Ø32 senza cassaforma
Ø32 without outer casing

L504.

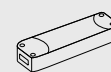


Ø32 senza cassaforma
Ø32 without outer casing

ACCESSORI / ACCESSORIES



Cassaforma **548/40** pag. 296
Outer casing 548/80 page 296



Alimentatori pag. 262-263
Drivers page 262-263

CODICI BASE / BASE CODES

FASCIO LUCE / LIGHT BEAM

VETRO / GLASS

COLORE LED / LED COLOR

POTENZA / POWER

L502.
L504.

- 15 15°
- 25 25°
- 35 35°

- T Trasparente / Transparent
- S Sabbiato / Sandblasted
- B Bianco / White

- BN 4000°K
- BC 3000°K
- CC 2700°K
- BL Blu / Blue
- VE Verde / Green
- RO Rosso / Red

- 3 3x1W - 350mA - 423 lm
- 5 3x2W - 500mA - 528 lm

Esempio di codifica: Prodotto DARDO 2 + Fascio luce stretto 15° + Vetro trasparente + Colore led 3000°K + Potenza 3x1W 350mA = Codice: **L502.15TBC3**
Example of codification: Product DARDO 2 + Light beam 15° + Glass transparent + Led color 3000°K + Power 3X1W 350mA = Code: L502.15TBC3

INCASSI DA INTERNO ED ESTERNO
INDOOR AND OUTDOOR RECESSED LIGHTS

DARDO 3

L503.

Incasso in acciaio tornito AISI 304 con POWER LED e protezione contro l'abbagliamento.

Indicato come illuminazione d'accento o come segnapasso di servizio a pavimento o parete.

Installabile in ambienti interni ed esterni.

- Montaggio con cassaforma.
- Diffusione radiale con policarbonato opale.
- Alimentazione: 350/500mA
- Cavo: cm. 50

COLLEGARE IN SERIE

Turned steel recessed spot with POWER LED and with antiglare protection.

It is suitable as accent lighting or as wall or floor service spotlight.

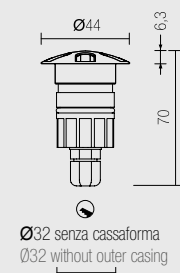
It can be installed on indoor or outdoor locations.

- *Outercasing assembly.*
- *Radial diffusion with opal polycarbonate.*
- *Power supply: 350/500mA*
- *Cable: cm. 50*

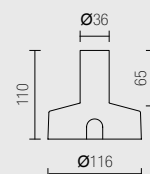
CONNECT IN SERIES



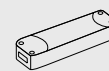
DIMENSIONI / DIMENSIONS



ACCESSORI / ACCESSORIES



Cassaforma **548/40** pag. 296
Outer casing 548/80 page 296



Alimentatori pag. 262-263
Drivers page 262-263

CODICI BASE / BASE CODES

FASCIO LUCE / LIGHT BEAM

COLORE LED / LED COLOR

POTENZA / POWER

L503.

R5 Radiale 5 aperture
Radial 5 opening

- BN 4000°K
- BC 3000°K
- CC 2700°K
- BL Blu / Blue
- VE Verde / Green
- RO Rosso / Red

3 3x1W - 350mA - 423 lm
5 3x2W - 500mA - 528 lm

Esempio di codifica: Prodotto DARDO 3 + Fascio luce radiale 5 aperture + Vetro trasparente + Colore led 4000°K + Potenza 3x1W 350mA = Codice: **L503.R5TBN3**
Example of codification: Product DARDO 3 + Light beam radial 5 openings + Glass transparent + Led color 4000°K + Power 3X1W 350mA = Code: **L503.R5TBN3**

ACSO 1

L601.

Incasso in acciaio tornito AISI 304 con POWER LED.
Indicato come illuminazione primaria a pavimento per giardini e facciate architettoniche.

Installabile in ambienti interni ed esterni.



- Montaggio con cassaforma.
- Ottica secondaria a scelta.
- Alimentazione: 350/500mA
- Cavo: cm. 50

COLLEGARE IN SERIE

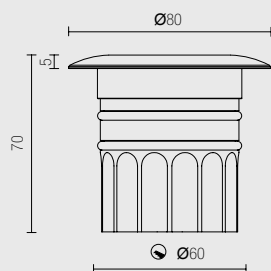
*Turned steel recessed AISI 304 spot with POWER LED.
It is suitable as main floor lighting for gardens and architectural facades. It can be installed on indoor or outdoor locations.*

- *Outercasing assembly.*
- *Choice of secondary optic.*
- *Power supply: 350/500mA*
- *Cable: cm. 50*

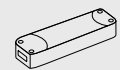
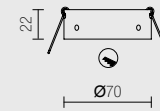
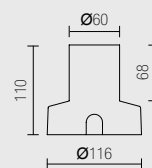
CONNECT IN SERIES



DIMENSIONI / DIMENSIONS



ACCESSORI / ACCESSORIES



Cassaforma **548/80** pag. 296
Outer casing 548/80 page 296

Anello con molle **TES0065**
Ring with springs TES0065

Alimentatori pag. 262-263
Drivers page 262-263

CODICI BASE / BASE CODES

FASCIO LUCE / LIGHT BEAM

VETRO / GLASS

COLORE LED / LED COLOR

POTENZA / POWER

L601.

- 10 10°
- 35 35°
- 60 60°
- 80 80°

- T Trasparente / Transparent
- S Sabbiato / Sandblasted

- BN 4000°K
- BC 3000°K
- CC 2700°K
- BL Blu / Blue
- VE Verde / Green
- RO Rosso / Red
- AM Ambra / Amber

- 3 4x1W - 350mA - 564 lm
- 5 4x2W 500mA - 704 lm

Esempio di codifica: Prodotto ACSO 1 + Fascio luce 40° + Vetro trasparente + Colore led 4000°K + Potenza 1W 350mA = Codice: **L601.40TBN3**
Example of codification: Product ACSO 1 + Light beam 40° + Glass transparent + Led color 4000°K + Power 1W 350mA = Code: L601.40TBN3

ACSO 2

L602.

Incasso in acciaio tornito AISI 304 con POWER LED e protezione contro l'abbagliamento. Indicato come illuminazione d'accento o come segnapasso di servizio a pavimento o parete.

Installabile in ambienti interni ed esterni.


- Montaggio con cassaforma.
- Diffusione radiale con policarbonato opale.
- Alimentazione: 350/500mA
- Cavo: cm. 50

COLLEGARE IN SERIE

Turned steel recessed spot AISI 304 with POWER LED and with antiglare protection. It is suitable as accent lighting or as wall or floor service spotlight. It can be installed on indoor or outdoor locations.

- Outercasing assembly.
- Radial diffusion with opal polycarbonate.
- Power supply: 350/500mA
- Cable: cm. 50

CONNECT IN SERIES



ACSO 3

L603.

Incasso in acciaio tornito AISI 304 con POWER LED e protezione contro l'abbagliamento. Indicato come illuminazione d'accento o come segnapasso di servizio a pavimento o parete.

Installabile in ambienti interni ed esterni.

- Montaggio con cassaforma.
- Ottica secondaria asimmetrica a scelta.
- Alimentazione: 350/500mA
- Cavo: cm. 50

COLLEGARE IN SERIE

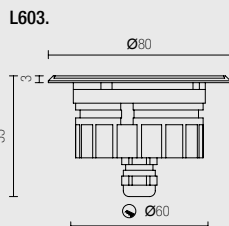
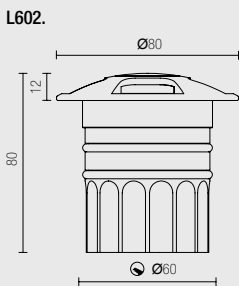
Turned steel recessed AISI 304 spot with POWER LED and with antiglare protection. It is suitable as accent lighting or as wall or floor service spotlight. It can be installed on indoor or outdoor locations.

- Outercasing assembly.
- Choice of asymmetric secondary optic.
- Power supply: 350/500mA
- Cable: cm. 50

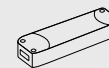
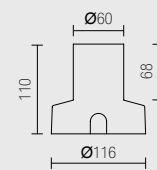
CONNECT IN SERIES



DIMENSIONI / DIMENSIONS



ACCESSORI / ACCESSORIES



Cassaforma **548/80** pag. 296
Outer casing 548/80 page 296

Alimentatori pag. 262-263
Drivers page 262-263

CODICI BASE / BASE CODES

FASCIO LUCE / LIGHT BEAM

VETRO / GLASS

COLORE LED / LED COLOR

POTENZA / POWER

L602.

- **R4** Radiale 4 aperture
Radial 4 opening

- **BN** 4000°K
- **BC** 3000°K
- **CC** 2700°K
- **BL** Blu / Blue
- **VE** Verde / Green
- **RO** Rosso / Red
- **AM** Ambra / Amber

- **3** 4x1W 350mA - 564 lm
- **5** 4x2W 500mA - 704 lm

L603.

- **40** 40° Assimmetrica
Asymmetric
- **80** 80° Assimmetrica
Asymmetric
- **T** Trasparente / Transparent
- **S** Sabbiato / Sandblasted

- **3** 1x1W 350mA - 141 lm
- **5** 1x2W 500mA - 176 lm

Esempio di codifica: Prodotto ACSO 2 + Fascio luce radiale 4 aperture + Vetro trasparente + Colore led 3000°K + Potenza 3x1W 350mA = Codice: **L602.R4TBC3**

Example of codification: Product ACSO 2 + Light beam radial 4 openings + Glass transparent + Led color 3000°K + Power 3X1W 350mA = Code: **L602.R4TBC3**

ACRUX 1 COB

L701.

Incasso in acciaio tornito AISI 304 con LED COB CRI>90.
Indicato come illuminazione primaria a pavimento
per giardini e facciate architettoniche.
Installabile in ambienti interni ed esterni.

- Montaggio con cassaforma.
- Ottica secondaria a scelta.
- Alimentazione: 200mA
- Cavo: cm. 50

COLLEGARE IN SERIE

*Turned steel recessed spot AISI 304 with LED COB CRI>90.
It is suitable as main floor lighting for gardens
and architectural facades.*

It can be installed on indoor or outdoor locations.

- *Outercasing assembly.*
- *Choice of secondary optic.*
- *Power supply: 200mA*
- *Cable: cm. 50*

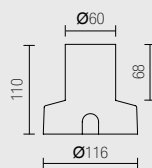
CONNECT IN SERIES



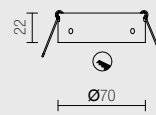
DIMENSIONI / DIMENSIONS



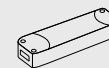
ACCESSORI / ACCESSORIES



Cassaforma **548/80** pag. 296
Outer Casing 548/80 page 296



Anello con molle **TES0065**
Ring with springs TES0065



Alimentatori pag. 265
Drivers page 265

CODICI BASE / BASE CODES

FASCIO LUCE / LIGHT BEAM

VETRO / GLASS

COLORE LED / LED COLOR

POTENZA / POWER

L701.

12 12°
24 24°

T Trasparente / Transparent
S Sabbiato / Sandblasted

BN 4000°K
BC 3000°K
CC 2700°K

7W - 200mA - 916 lm CRI>90

Esempio di codifica: Prodotto ACRUX 1 + Fascio luce stretto 12° + Vetro trasparente + Colore led 4000°K = Codice: **L701.10TBN**
Example of codification: Product ACRUX 1 + Light beam narrow 12° + Glass transparent + Led color 4000°K = Code: L701.10TBN

